Light efficiency:

64 Lumen/Watt

Light quality:

CRI: 96,2

Color temperature:

5780 K

Output: 2386 lm
Peak: 3596 cd

Power: 37,3 W
PF: 1,0

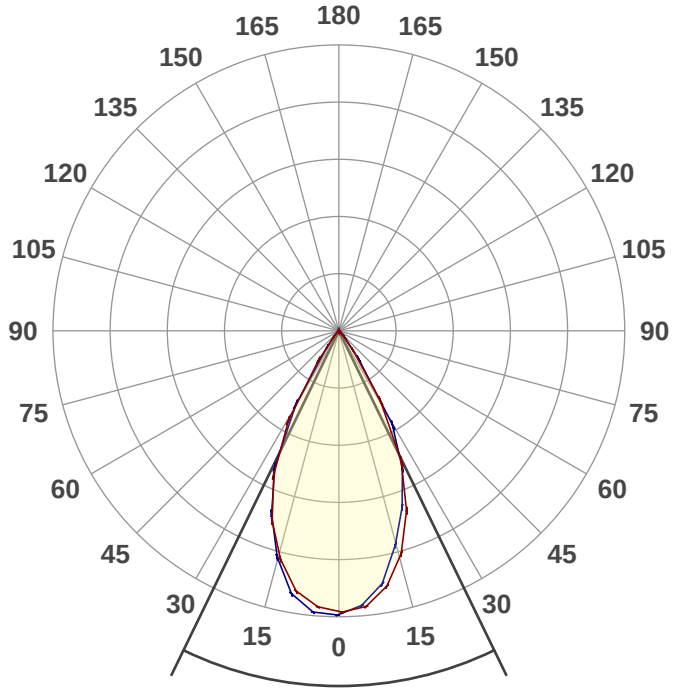

Beam angle **51,9°**

CIE 1931
x: 0,327
y: 0,336

Tracking number: {TRACK_NUM}

Product name:
BB&S CFL 5600 K FLOOD

Item number:

Date and time:
10/09/2021 11.16.51

Description:

Spectra

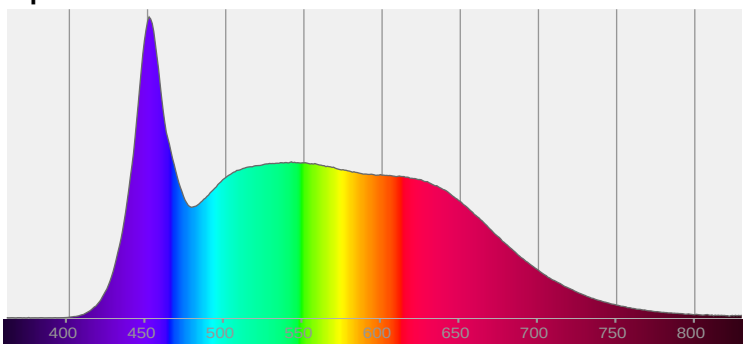

Power

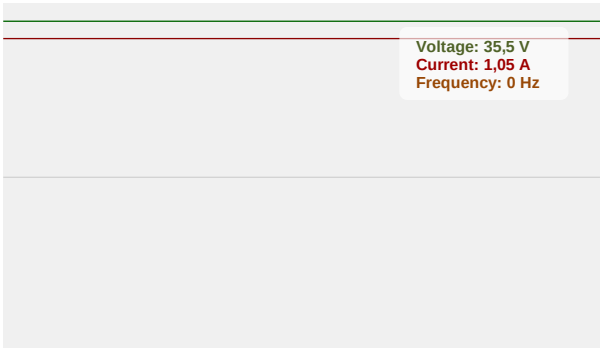

Color details

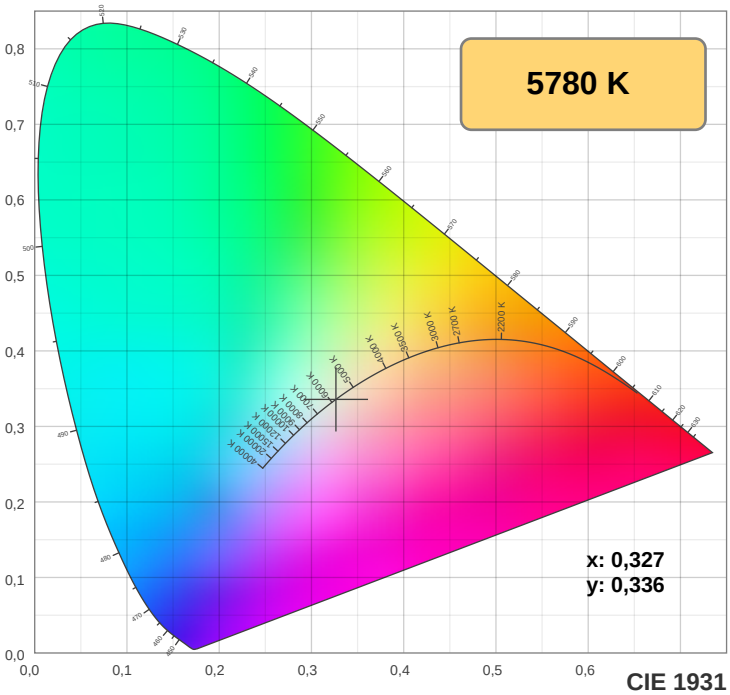

CIE 1931

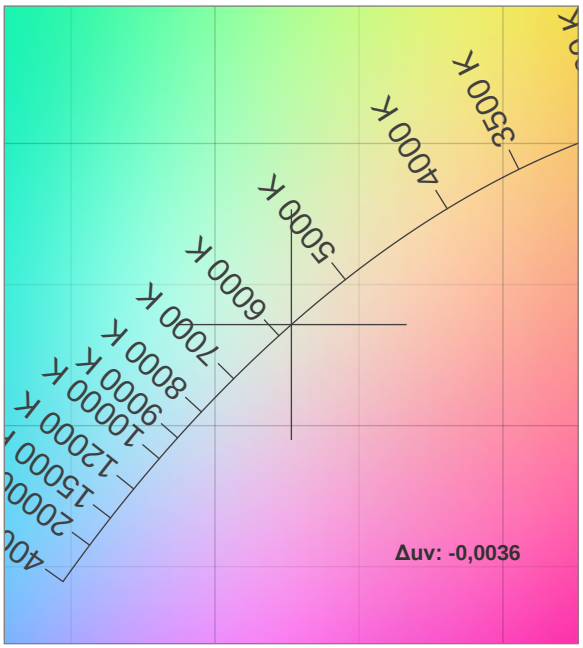

CIE 1931 ZOOM

TM-30: 92,8

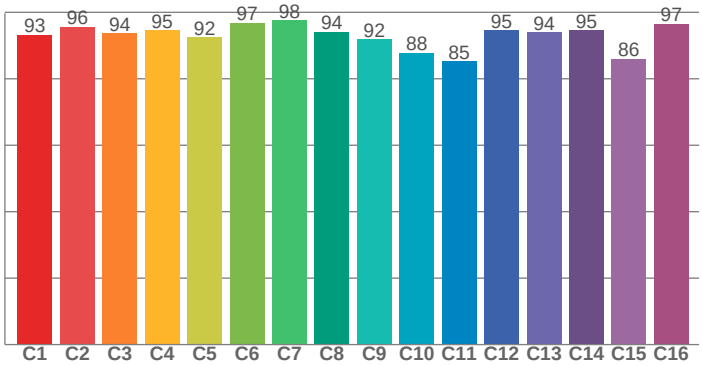

CRI: 96,2 (R1-R8)

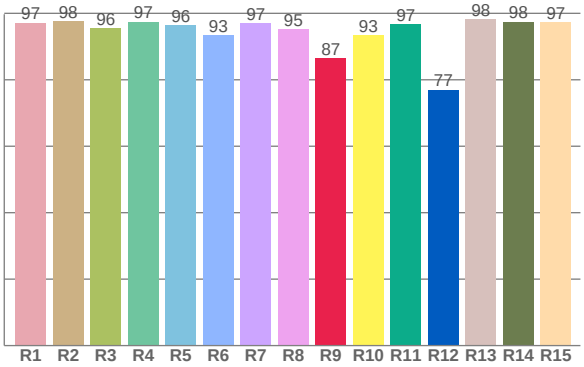

CRI R values, only R1-R8 are used to calculate final CRI value

R1	R2	R3	R4	R5	R6	R7	R8	R9	R10	R11	R12	R13	R14	R15
97,1	97,6	95,6	97,4	96,5	93,4	97,0	95,1	86,6	93,4	96,7	77,0	98,2	97,5	97,3

TM30 C values, 16 binned values out of total of 99 C values

C1	C2	C3	C4	C5	C6	C7	C8	C9	C10	C11	C12	C13	C14	C15	C16
93,2	95,7	93,7	94,5	92,5	96,8	97,6	94,0	91,8	87,7	85,3	94,5	93,9	94,5	86,0	96,6

CQS Q values

Q1	Q2	Q3	Q4	Q5	Q6	Q7	Q8	Q9	Q10	Q11	Q12	Q13	Q14	Q15
95,8	99,1	87,0	86,4	92,1	95,6	96,4	97,9	97,2	94,5	93,5	93,7	94,6	94,7	95,3

CQS: 93,3

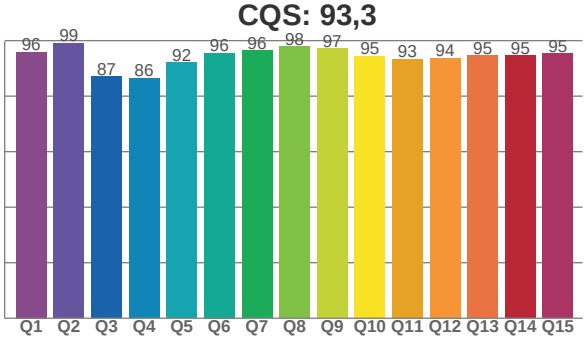

Color parameters

Color temperature	Color rendering index	Red component	Color fidelity	Color gamut	Color quality scale	Color coordinate cie 1931	Color coordinate cie 1931	Color coordinate	Color coordinate	Color diviation from black body
CCT	**CRI**	**CRI R9**	**TM30 Rf**	**TM30 Rg**	**CQS**	**x**	**y**	**u**	**v**	**Δuv**
5780 K	**96,2**	**86,6**	**92,8**	**100,4**	**93,3**	**0,327**	**0,336**	**0,205**	**0,316**	**-0,0036**


Dark skin
Light skin
Blue sky
Foliage
Blue flower
Bluis green
Orange
Purplish blue
Moderate red
Purple
Yellow green
Orange yellow
Blue
Green
Red
Yellow
Magenta
Cyan
White 90.01%
Neutral 8, 59.1%
Neutral 6.5, 36.2%
Neutral 5, 19.77%
Neutral 3.5, 9%
Black 3.13%

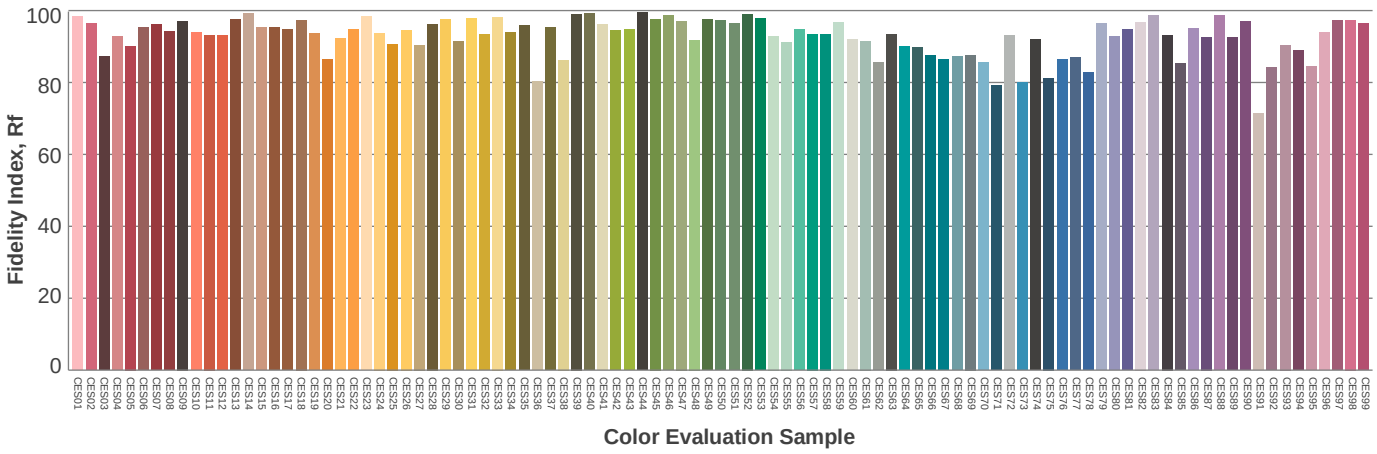
Fidelity Index, Rf
100
80
60
40
20
0
Color Evaluation Sample

Beam details

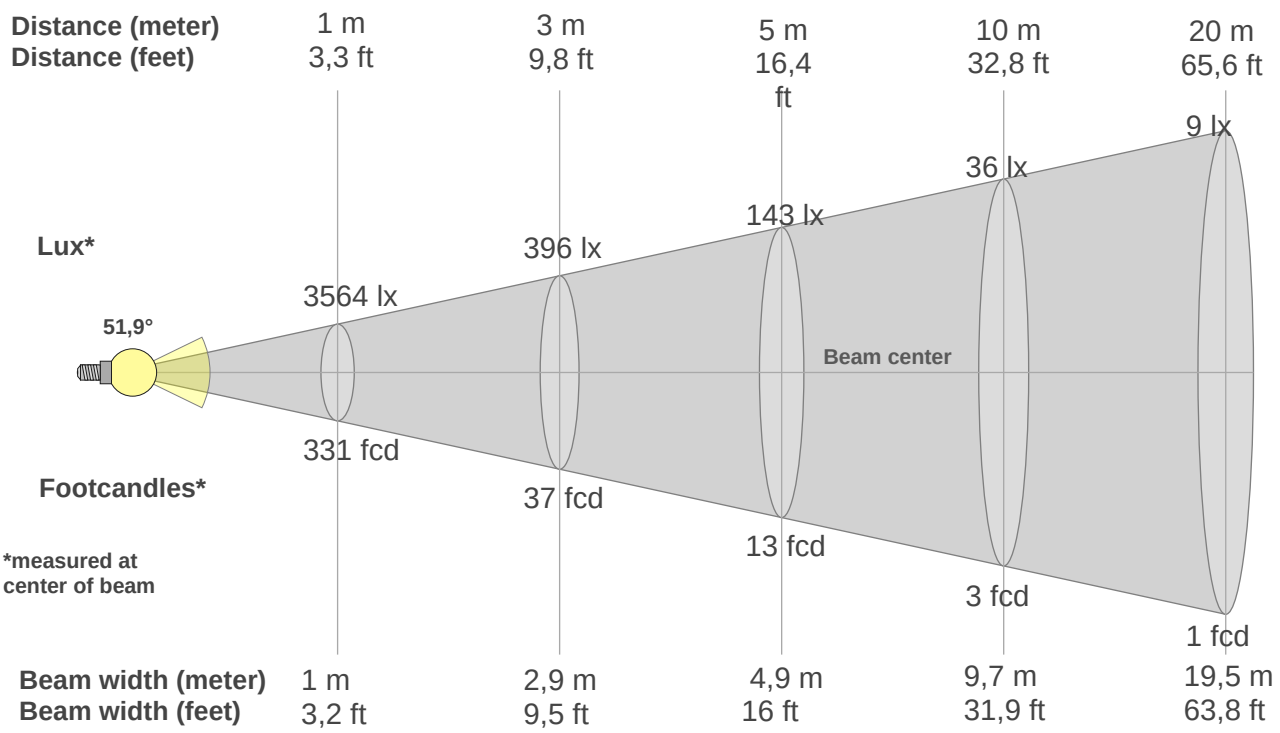

Beam intensities from 1-20m

1m	2m	3m	4m	5m	6m	7m	8m	9m	10m	11m	12m	13m	14m	15m	16m	17m	18m	19m	20m
3,3ft	6,6ft	9,8ft	13,1ft	16,4ft	19,7ft	23ft	26,2ft	29,5ft	32,8ft	36,1ft	39,4ft	42,7ft	45,9ft	49,2ft	52,5ft	55,8ft	59,1ft	62,3ft	65,6ft
3564lx	891lx	396lx	223lx	143lx	99lx	73lx	56lx	44lx	36lx	29lx	25lx	21lx	18lx	16lx	14lx	12lx	11lx	10lx	9lx
331,1fcd	82,8fcd	36,8fcd	20,7fcd	13,2fcd	9,2fcd	6,8fcd	5,2fcd	4,1fcd	3,3fcd	2,7fcd	2,3fcd	2fcd	1,7fcd	1,5fcd	1,3fcd	1,1fcd	1fcd	0,9fcd	0,8fcd

Intensities in 0° c-plane

0°	2°	4°	6°	8°	10°	12°	14°	16°	18°	20°	22°	24°	26°	28°	30°	32°	34°	36°	38°
3564	3545	3523	3490	3403	3315	3190	3046	2892	2693	2494	2265	2022	1766	1452	1137	843	560	308	210
100%	99%	99%	98%	95%	93%	90%	85%	81%	76%	70%	64%	57%	50%	41%	32%	24%	16%	9%	6%

Intensities in 90° c-plane

0°	2°	4°	6°	8°	10°	12°	14°	16°	18°	20°	22°	24°	26°	28°	30°	32°	34°	36°	38°
3564	3547	3503	3426	3329	3222	3047	2871	2696	2522	2348	2168	1987	1780	1556	1315	954	593	380	253
100%	100%	98%	96%	93%	90%	85%	81%	76%	71%	66%	61%	56%	50%	44%	37%	27%	17%	11%	7%

Intensities in 180° c-plane

0°	2°	4°	6°	8°	10°	12°	14°	16°	18°	20°	22°	24°	26°	28°	30°	32°	34°	36°	38°
3564	3529	3506	3447	3381	3289	3148	3006	2838	2665	2477	2257	2038	1768	1487	1189	858	528	354	212
100%	99%	98%	97%	95%	92%	88%	84%	80%	75%	69%	63%	57%	50%	42%	33%	24%	15%	10%	6%

Intensities in 270° c-plane

0°	2°	4°	6°	8°	10°	12°	14°	16°	18°	20°	22°	24°	26°	28°	30°	32°	34°	36°	38°
3564	3588	3579	3544	3466	3388	3234	3069	2890	2688	2485	2262	2036	1771	1445	1119	798	478	252	181
100%	101%	100%	99%	97%	95%	91%	86%	81%	75%	70%	63%	57%	50%	41%	31%	22%	13%	7%	5%

Beam angle 50%	Field angle 10%	Cutoff angle 2,5%	Intensity ratio in 120° cone	Intensity ratio in 90° cone
51,9°	**71,6°**	**84,1°**	**98,9%**	**97,4%**

Iso Diagrams

iso-candela diagram

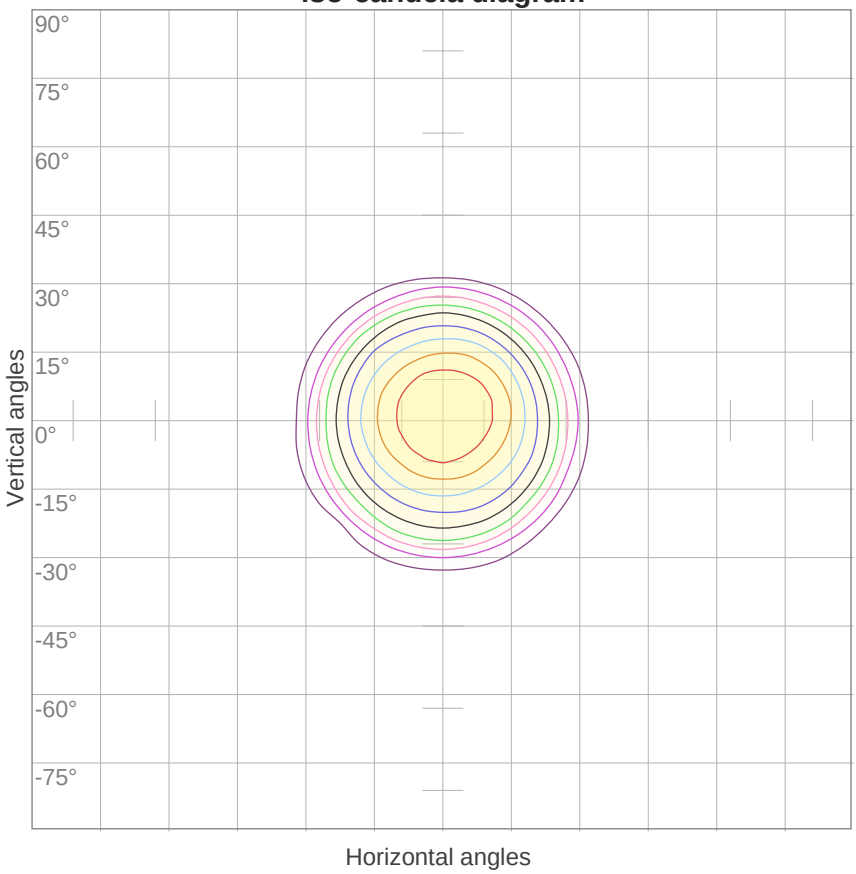

10%	356 cd
20%	713 cd
30%	1069 cd
40%	1426 cd
50%	1782 cd
60%	2138 cd
70%	2495 cd
80%	2851 cd
90%	3208 cd

Conditions:

Number of c-planes: 16

Candela at center: 3564 cd

iso-lux diagram

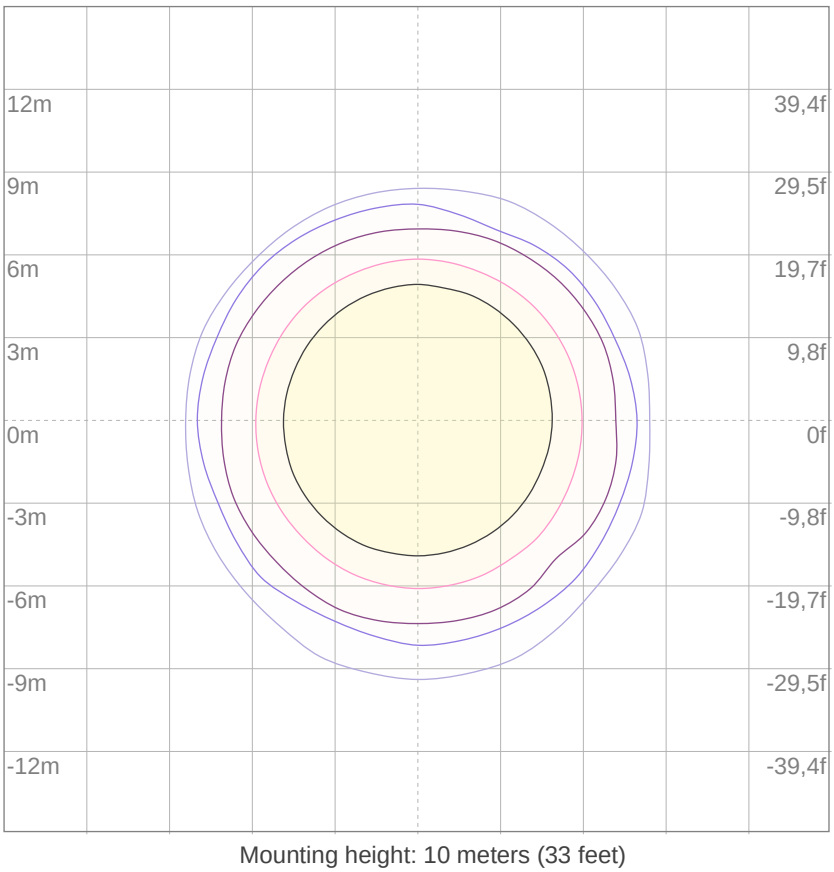

Mounting height: 10 meters (33 feet)

3%	1,07 lx
5%	1,78 lx
10%	3,56 lx
30%	10,7 lx
50%	17,8 lx

Conditions:

Number of c-planes: 16

Lux at center: 35,6 lx

Lux distribution on a surface when lamp is mounted at 10 meters from the surface.