Light efficiency:

44 Lumen/Watt

Light quality:

CRI: 96,3

Color temperature:

2787 K

Output: 1622 lm

Peak: 2455 cd

Power: 37,3 W

PF: 1,0

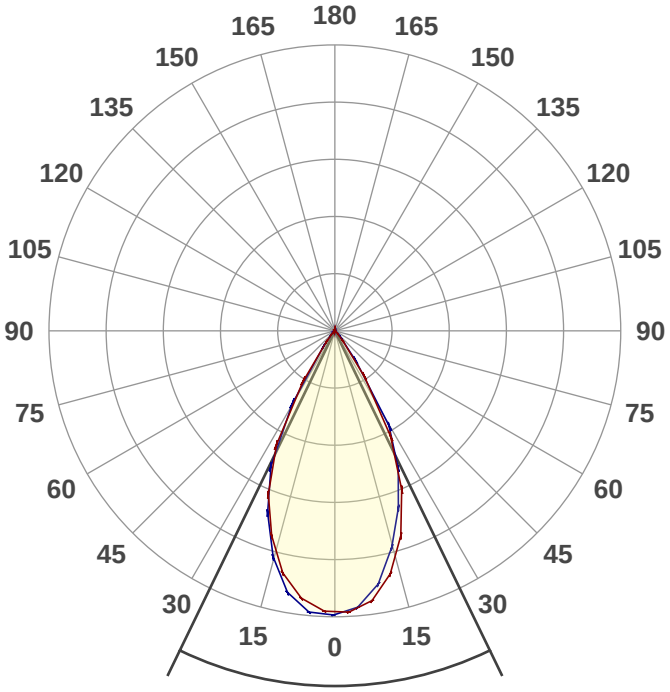

Beam angle **51,8°**

Tracking number: {TRACK_NUM}

Product name:
BB&S_CFL_2700K_WIDE_FLOOD

Item number:

Date and time:
10/09/2021 12.07.39

Description:

CIE 1931
x: 0,453
y: 0,409

Spectra

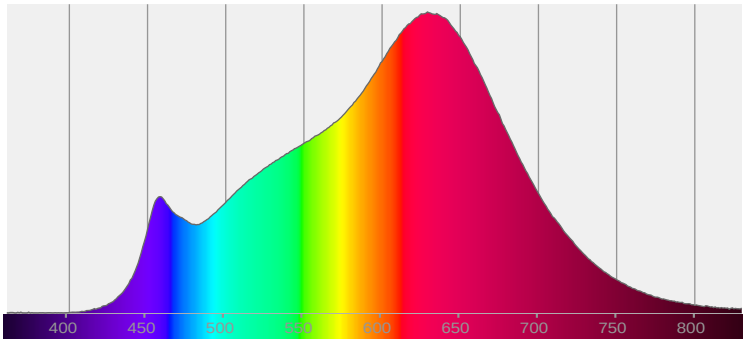

Power

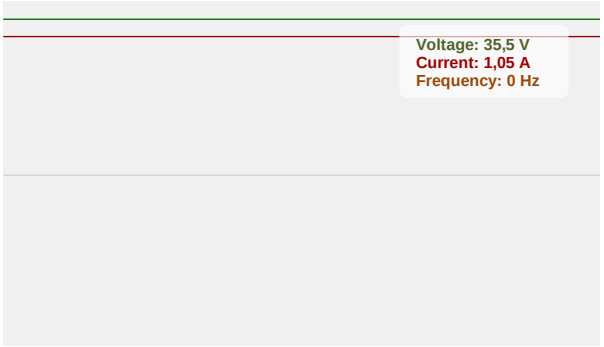

Color details

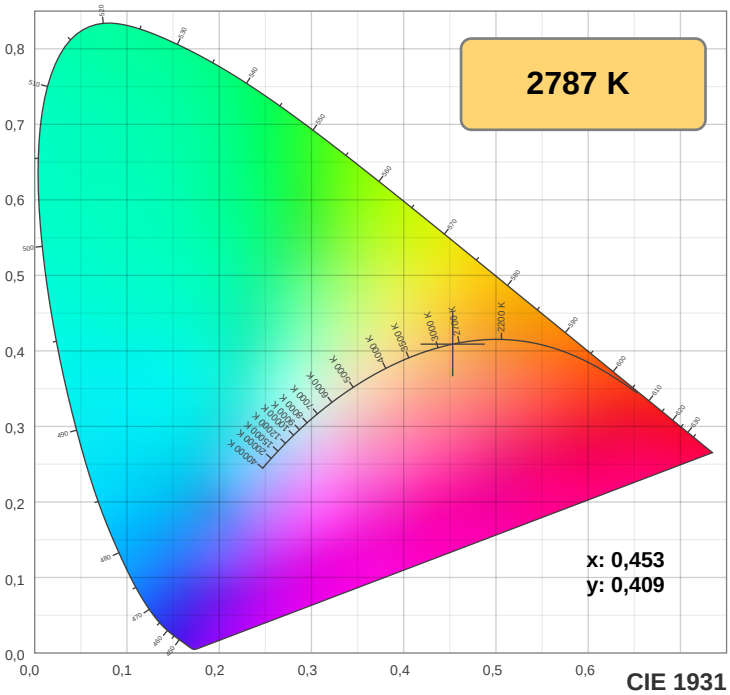

CIE 1931

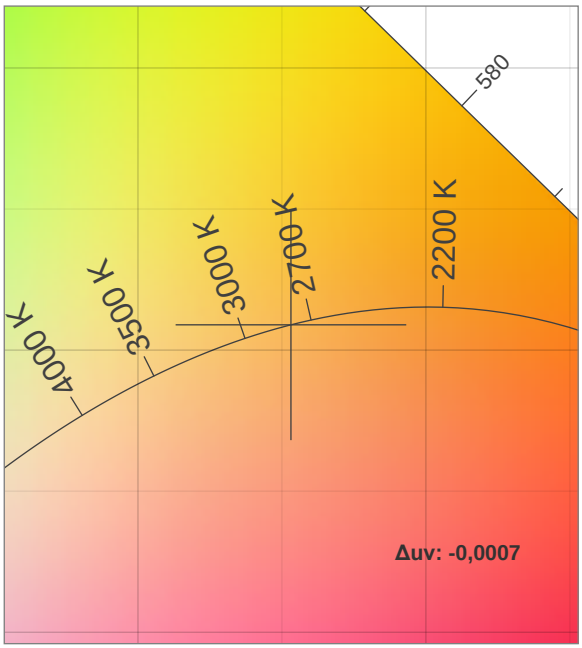

CIE 1931 ZOOM

TM-30: 92,6

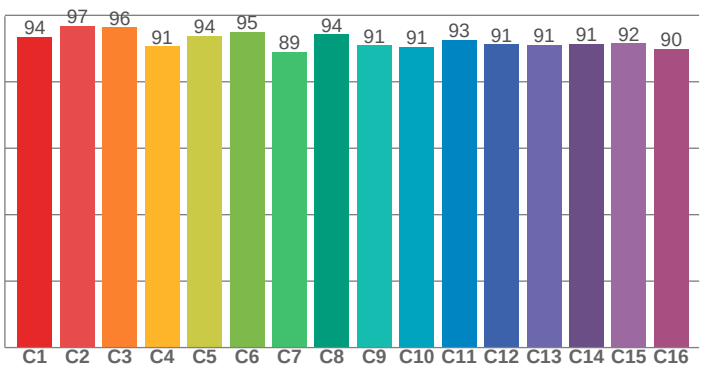

CRI: 96,3 (R1-R8)

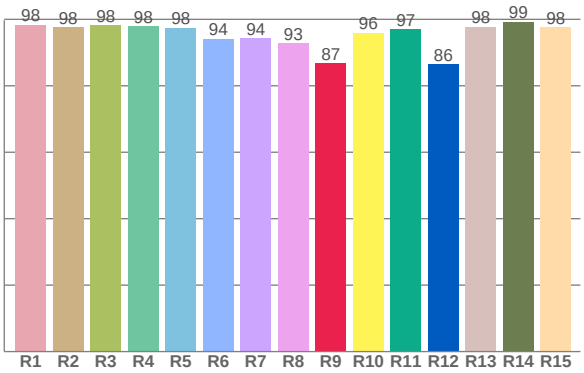

CRI R values, only R1-R8 are used to calculate final CRI value

R1	R2	R3	R4	R5	R6	R7	R8	R9	R10	R11	R12	R13	R14	R15
98,3	97,6	98,2	97,8	97,5	94,1	94,4	92,8	86,7	96,0	97,1	86,4	97,8	99,3	97,6

TM30 C values, 16 binned values out of total of 99 C values

C1	C2	C3	C4	C5	C6	C7	C8	C9	C10	C11	C12	C13	C14	C15	C16
93,6	96,8	96,4	90,6	93,8	95,0	89,0	94,2	90,9	90,5	92,6	91,2	91,2	91,3	91,6	89,8

CQS Q values

Q1	Q2	Q3	Q4	Q5	Q6	Q7	Q8	Q9	Q10	Q11	Q12	Q13	Q14	Q15
90,0	94,1	96,5	94,9	93,9	93,7	96,7	97,2	95,7	96,4	97,1	97,6	97,4	94,1	92,7

CQS: 94,6

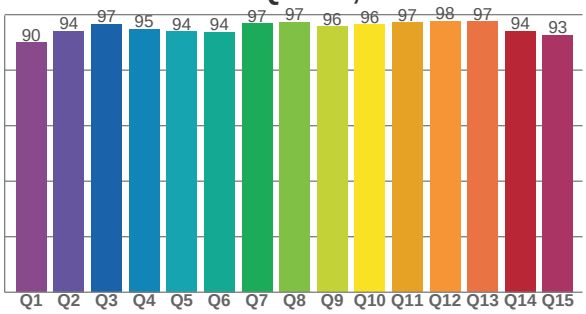

Color parameters

Color temperature	Color rendering index	Red component	Color fidelity	Color gamut	Color quality scale	Color coordinate cie 1931	Color coordinate cie 1931	Color coordinate	Color coordinate	Color diviation from black body
CCT	CRI	CRI R9	TM30 Rf	TM30 Rg	CQS	x	y	u	v	Δuv
2787 K	96,3	86,7	92,6	98,0	94,6	0,453	0,409	0,259	0,350	-0,0007


Dark skin
Light skin
Blue sky
Foliage
Blue flower
Bluis green
Orange
Purplish blue
Moderate red
Purple
Yellow green
Orange yellow
Blue
Green
Red
Yellow
Magenta
Cyan
White 90.01%
Neutral 8, 59.1%
Neutral 6.5, 36.2%
Neutral 5, 19.77%
Neutral 3.5, 9%
Black 3.13%

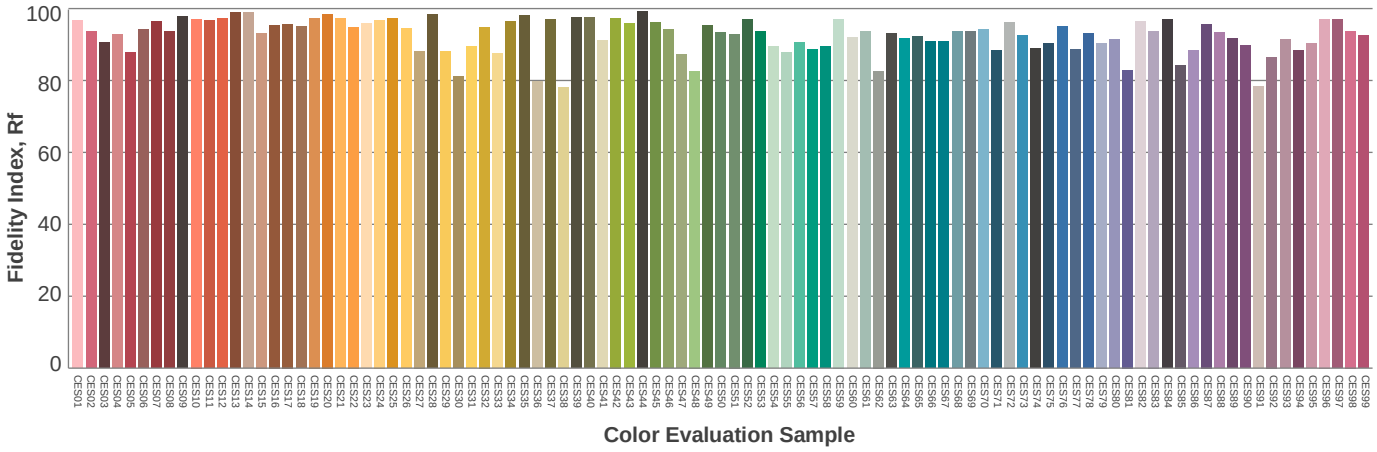
Fidelity Index, Rf
100
80
60
40
20
0
Color Evaluation Sample

Beam details

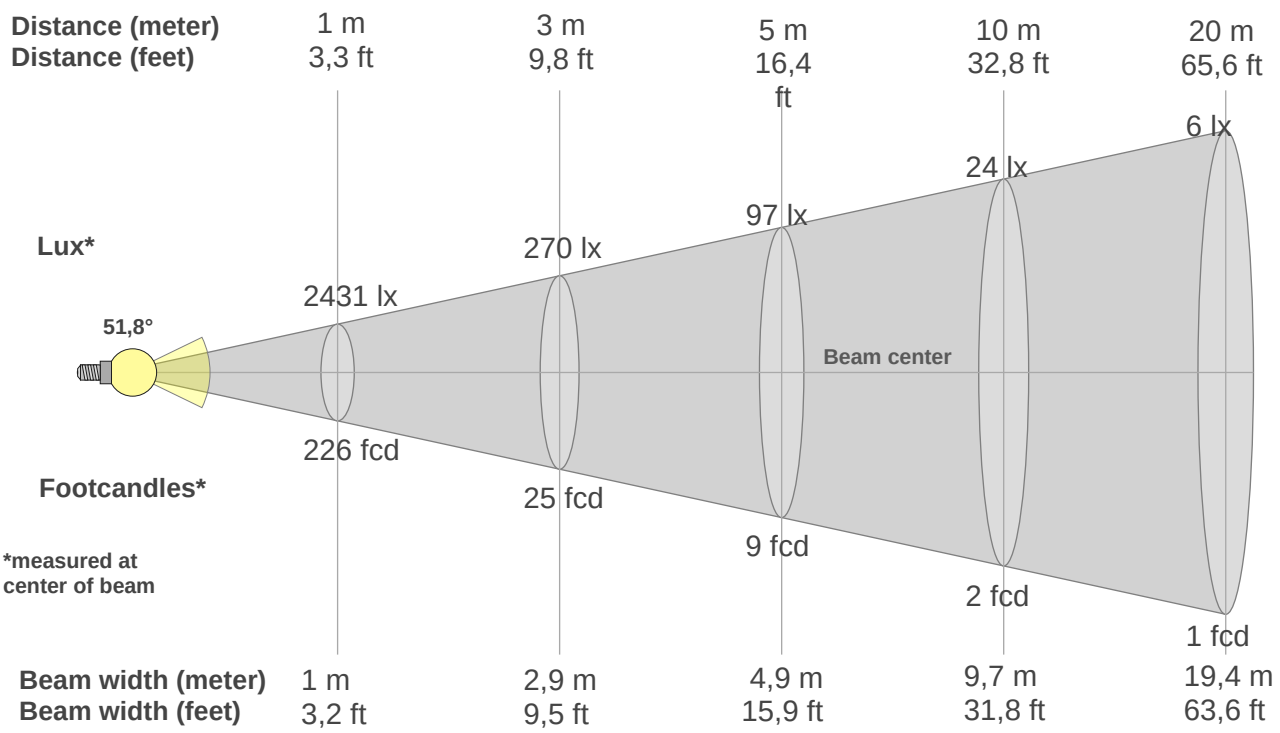

Beam intensities from 1-20m

1m	2m	3m	4m	5m	6m	7m	8m	9m	10m	11m	12m	13m	14m	15m	16m	17m	18m	19m	20m
3,3ft	6,6ft	9,8ft	13,1ft	16,4ft	19,7ft	23ft	26,2ft	29,5ft	32,8ft	36,1ft	39,4ft	42,7ft	45,9ft	49,2ft	52,5ft	55,8ft	59,1ft	62,3ft	65,6ft
2431lx	608lx	270lx	152lx	97lx	68lx	50lx	38lx	30lx	24lx	20lx	17lx	14lx	12lx	11lx	9lx	8lx	8lx	7lx	6lx
225,8fcd	56,5fcd	25,1fcd	14,1fcd	9fcd	6,3fcd	4,6fcd	3,5fcd	2,8fcd	2,3fcd	1,9fcd	1,6fcd	1,3fcd	1,2fcd	1fcd	0,9fcd	0,8fcd	0,7fcd	0,6fcd	0,6fcd

Intensities in 0° c-plane

0°	2°	4°	6°	8°	10°	12°	14°	16°	18°	20°	22°	24°	26°	28°	30°	32°	34°	36°	38°
2431	2421	2404	2372	2336	2257	2177	2076	1959	1840	1692	1544	1376	1194	1009	788	568	393	252	120
100%	100%	99%	98%	96%	93%	90%	85%	81%	76%	70%	64%	57%	49%	42%	32%	23%	16%	10%	5%

Intensities in 90° c-plane

0°	2°	4°	6°	8°	10°	12°	14°	16°	18°	20°	22°	24°	26°	28°	30°	32°	34°	36°	38°
2431	2418	2394	2341	2270	2194	2080	1966	1847	1724	1601	1475	1349	1211	1064	905	660	415	267	176
100%	99%	98%	96%	93%	90%	86%	81%	76%	71%	66%	61%	56%	50%	44%	37%	27%	17%	11%	7%

Intensities in 180° c-plane

0°	2°	4°	6°	8°	10°	12°	14°	16°	18°	20°	22°	24°	26°	28°	30°	32°	34°	36°	38°
2431	2413	2378	2339	2285	2210	2135	2024	1909	1788	1658	1528	1363	1195	1000	768	535	374	218	114
100%	99%	98%	96%	94%	91%	88%	83%	79%	74%	68%	63%	56%	49%	41%	32%	22%	15%	9%	5%

Intensities in 270° c-plane

0°	2°	4°	6°	8°	10°	12°	14°	16°	18°	20°	22°	24°	26°	28°	30°	32°	34°	36°	38°
2431	2439	2433	2408	2351	2294	2192	2084	1965	1827	1688	1537	1384	1204	980	755	538	323	169	121
100%	100%	100%	99%	97%	94%	90%	86%	81%	75%	69%	63%	57%	50%	40%	31%	22%	13%	7%	5%

Beam angle 50%	Field angle 10%	Cutoff angle 2,5%	Intensity ratio in 120° cone	Intensity ratio in 90° cone
51,8°	**71,5°**	**84,1°**	**98,7%**	**97,2%**

Iso Diagrams

iso-candela diagram

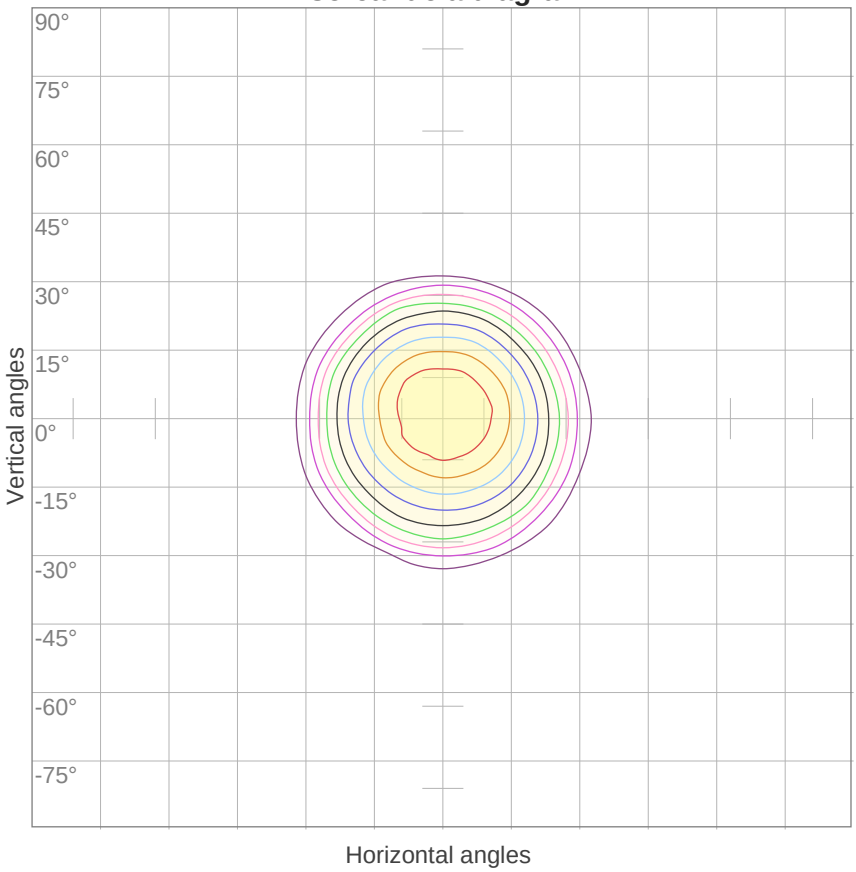

10%	243 cd
20%	486 cd
30%	729 cd
40%	972 cd
50%	1215 cd
60%	1458 cd
70%	1701 cd
80%	1945 cd
90%	2188 cd

Conditions:

Number of c-planes: 16

Candela at center: 2431 cd

iso-lux diagram

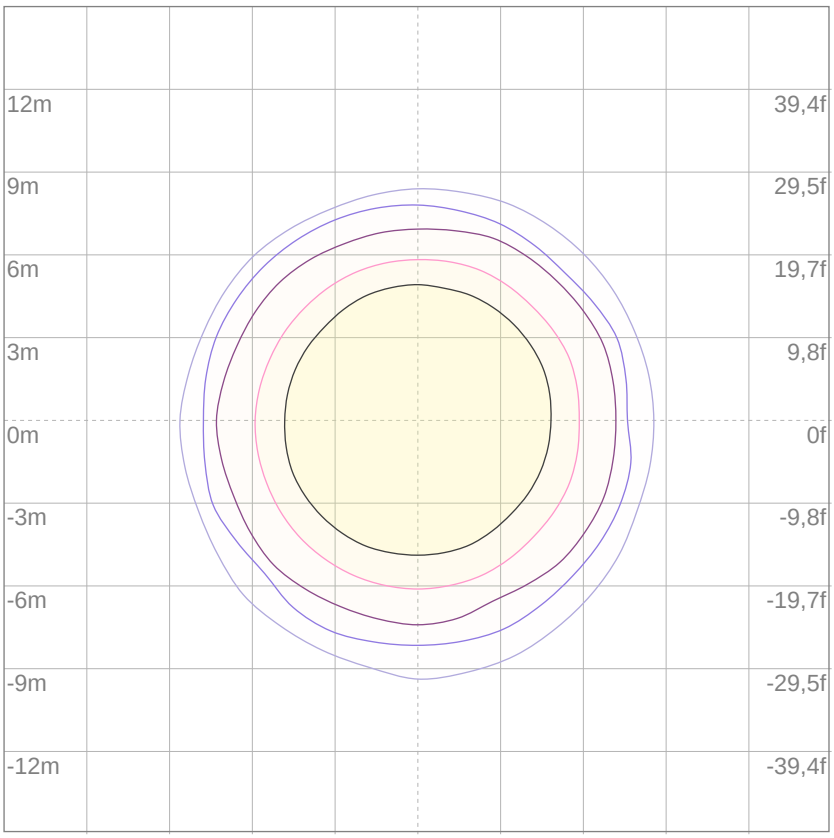

Mounting height: 10 meters (33 feet)

3%	0,729 lx
5%	1,22 lx
10%	2,43 lx
30%	7,29 lx
50%	12,2 lx

Conditions:

Number of c-planes: 16

Lux at center: 24,3 lx

Lux distribution on a surface when lamp is mounted at 10 meters from the surface.