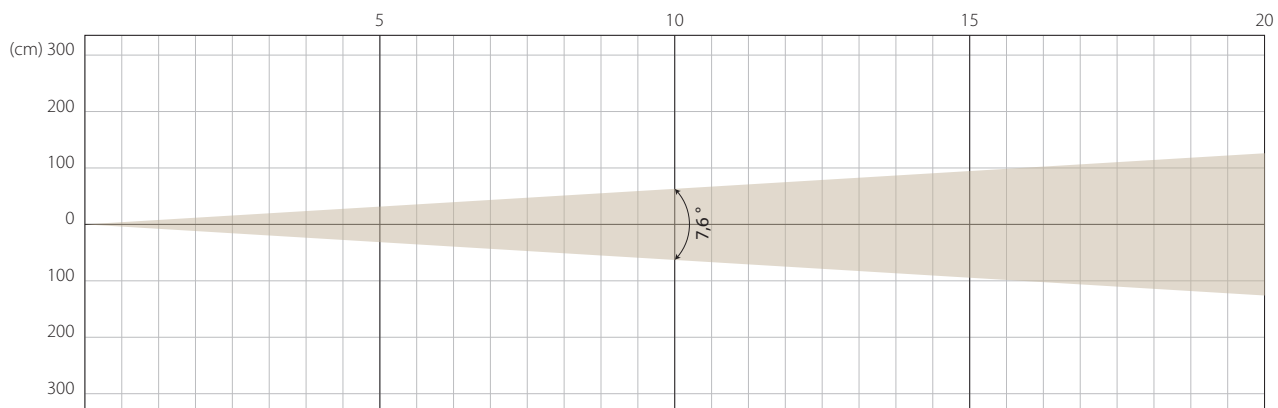


**MIN ZOOM**

**Beam opening**

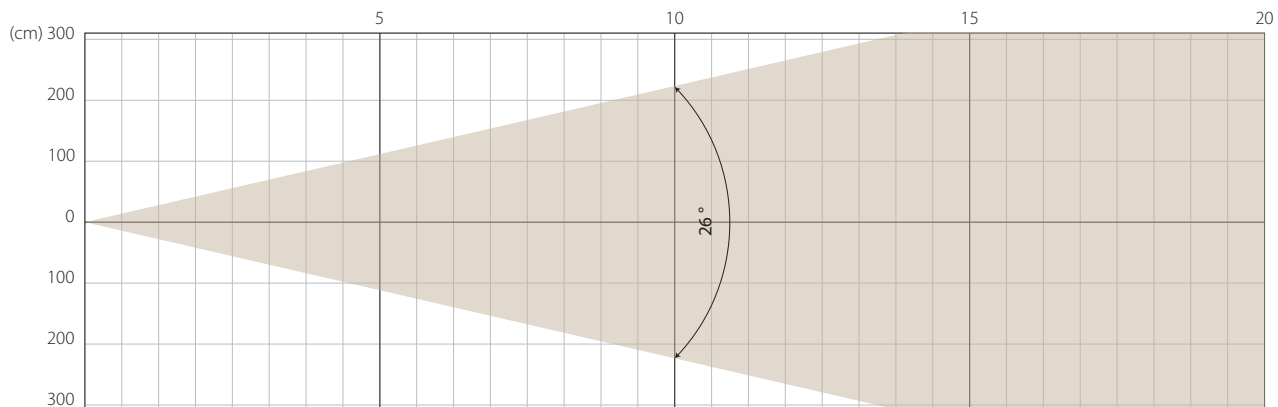


**Intensity**

Distance (m)	5		10		15		20	
unit	lux	diameter	lux	diameter	lux	diameter	lux	diameter
White	81750	0,66	19560	1,23	8680	1,96	4920	2,16

**MIDDLE ZOOM**

**Beam opening**




**Intensity**

Distance (m)	5		10		15		20	
unit	lux	diameter	lux	diameter	lux	diameter	lux	diameter
White	10500	2,29	3565	4,45	2186	6,7	1050	9

**MAX ZOOM**

**Beam opening**



**Intensity**

Distance (m)	5		10		15		20	
unit	lux	diameter	lux	diameter	lux	diameter	lux	diameter
White	2066	6,13	626	12,2	308	18,5	174	25



<b>Total Flux</b>	41216 lm (@zoom 80)
-------------------	---------------------

<b>CCT @LED engin</b>	8000 (±500K)
<b>CCT @open</b>	6782 (±500K)
<b>Ra @open</b>	70
<b>TLCI</b>	45
<b>TM-30</b>	Rf: 66, Rg: 93

<b>Fan Mode</b>	<b>Noise Level (dBA)</b>	<b>Flux (lm)</b>
<b>Auto Mode</b>	45,6	41008
<b>Silence Mode</b>	43,2	31477
<b>Stage Mode</b>	51,5	41216
<b>Studio Mode</b>	44,6	35024

Note: noise messured @1m distance, static status, ambient 31 dBA.

<b>Voltage / Power</b>	100-240V, 50-60HZ	1150W
<b>Fixture Dimension / Weight</b>	493.9x280x737.6mm	38Kg
<b>Packing Dimension / Weight</b>	67x57x69.5cm	55Kg